



skyliner

BUILT OF HIGHLIGHTS

NEOPLAN



Some of the equipment shown or described in this brochure is not included as standard.

Moving fascination

In 1967 NEOPLAN created the double-decker touring class, and as a result, can look back on an unparalleled success story. In its modern guise, this classic is still fascinating today. Built from highlights, the Skyliner opens up a new dimension for unique travel experiences and raises the bar for standards in comfort, dynamism and innovation.



Actually a Skyliner is two coaches. Because the up and down split in concept enables an entirely new travel experience on two levels. So you can change between the gregarious atmosphere of a bistro downstairs and the relaxation of a vista platform upstairs. Attract new clientele through an innovative travel concept that starts by making time on the road already an unforgettable and individual experience.

Experience doubled –
two worlds
in one coach





In the upper deck of the Skyliner, the skylight concept and the extraordinary roof dome turn the Skyliner into a mobile panoramic terrace. On the lower deck, light floods into the bus through extra quarter windows behind the doors. The driver's workplace is closed off by a transparent wall, creating more light in the interior and brightening the access to the upper deck. Thanks to the Dual-Zone system, the well thought-out air-conditioning concept ensures comfortable temperatures in the upper and lower decks, which can be controlled independently of one another. Combined with an optimal standing height and spacious racks, the Skyliner becomes an exclusive travel zone.

Feel at home when
you're on the go



The highest convenience from the first second

The moment you step on board you realise that the Skyliner offers its passengers convenience in every detail. The innovative stair solution located right next to the front entrance allows passengers to access the upper deck more easily and quickly. It not only shortens waiting times for entering and exiting the vehicle, but also creates enough space on the lower deck for two additional seats and practical built-in components under the steps. The additional space also means that the driver will feel more comfortable. There is one more advantage to this innovative staircase: installing all electrical components behind the driver's seat makes the Skyliner even more maintenance-friendly.



As individual
as your needs





A wide range of design options allows for extraordinary all-round comfort. From harmonious lighting concepts to well thought-out kitchenettes, from comfortable toilet facilities to exclusive seating options, up to two wheelchair spaces and sound systems. Passengers can enjoy their own personal and individual infotainment experience with the completely new multimedia world on board. The Skyliner can be customised to meet all requirements for any purpose. With the largest luggage compartment and its versatility the Skyliner offers everything the heart desires.

EASY ACCESS TO THE BEST SEATS:

A state-of-the-art folding ramp and extra-wide doors allow passengers with restricted mobility to enter the vehicle with ease. A number of double seats can be easily pushed together to create space for up to two wheelchairs.

The Skyliner is the absolute highlight of any fleet

Dynamic, perfect in its lines, simply breathtaking – the new Skyliner attracts attention wherever it goes. Especially striking are the forward thrusting window pillars and the split windscreen. New style elements such as the visor look of the front body, dynamically angled wheel arches and new headlights with a black trim panel secure the Skyliner a place in the NEOPLAN VIP CLASS. With its accomplished mix of curves and edges such as the diamond cut of the windows along the edge of the roof and its smooth consistent lines, the Skyliner is truly perfection of the prize-winning Sharp Cut Design.



UNMISTAKEABLE ASPECT:

On the Skyliner the two decks are separated optically on the front screen by a lacquered band, flowing together again on the front body.

THE WINDOW LINE OF THE SKYLINER STRETCHES THE BODY:

Despite 14 meters length and 4 meters height, the curve of the top front screen, the rounded tail and the upward inclined skylights give the Skyliner a dynamic and at the same time elegant appearance.



Unbelievable but true: in wind tunnel tests the Skyliner produces drag coefficient equivalent to that of a modern medium-class van. The sophisticated concept of the aerodynamics cuts fuel consumption considerably, making the Skyliner an extremely economical vehicle. Plus, carbon emissions are reduced as well as wind noise for the occupants. The superior design is consequently not only pleasing to the eye. It is also appreciated by the environment and travellers.

Highly efficient and safe



NOT ONLY ATTRACTIVE BUT VERY ECONOMICAL TOO:

A large front radius, windscreen curved through three dimensions, seamlessly smooth bodywork, doors and hatches set flush and the rear with its lateral taperings and defined separation edge all combine to produce excellent aerodynamic performance.

PERFECT ALL-ROUND VIEW FOR INCREASED SAFETY:


The optional MAN OptiView digital mirror cam system DMS ensures a clear view without blind spots. With a combination of the two cameras installed in aerodynamic housings that replace the standard mirror arms, and the two displays in the cockpit, the driver has everything in sight at all times.

Lots of space for
economy and safety



NUMEROUS SAFETY AND ASSISTANCE SYSTEMS:

The comprehensive list of assistance systems ranges from ABS, ESP, LGS, EBA (emergency braking assistance) for accident prevention to ACC and MAN EfficientCruise® combined with EfficientRoll, an assistance system for predictive and efficient GPS-supported cruise control. In addition, the active electronically controlled CDS (comfort drive suspension) comes to standard in a double-decker. It increases both driving comfort and driving safety. Electronically controlled dampers react with lightning speed to adjust the hardness and intensity of damping to changing load and driving situations in a matter of milliseconds. The vehicle remains strictly on course through curves and fully loaded.




SYSTEMS THAT STAND FOR SAFETY


ACC	Adaptive Cruise Control
ASR	Anti-Slip Regulator
BA	Brake Assistant
CDS	Comfort Drive Suspension (electronically controlled suspension)
EB	Emergency braking system and emergency brake hazard warning lights
EBS	Electronic Brake System
ESP	Electronic Stability Program
DSP	Dynamic Stability Program
LGS	Lane Guard System
MAN BrakeMatic	With maximum speed control management and cruise control
MAN EfficientCruise®	
+ MAN EfficientRoll	GPS-supported cruise control (improved even further)
MSC	Maximum Speed Control
ROP	Roll Over Prevention
TPM	Tyre Pressure Monitoring
ED headlights	Similar to daylight – with long range
Service interval calculator	To monitor all the connected systems and components
Attention Guard	Increased safety thanks to the attention assistant
MAN OptiView	Digital mirror cam system DMS (option)



Power pack: the MAN engine

The NEOPLAN Skyliner is equipped with a powerful, economical, environmental and reliable six-cylinder engine. In order to achieve the desired reduction in harmful emissions, NEOPLAN relies on the combination of exhaust gas recirculation (EGR) and selective catalytic reduction (SCR), which results in extremely low fuel consumption, thus benefiting both the environment and the economy. Fascinating: extremely smooth running and low noise qualities and, at the same time, low weight. Performance: 375 kW (510 hp).







Maximum quality over the maximum vehicle service life and excellent availability – that’s our promise to you. With a wide-ranging portfolio of services, we offer 360° support that is both efficient and reliable. You can rest assured at all times: your NEOPLAN coach is in the best hands with us.

MAN services offer everything your coach needs, meaning that your MAN coaches are always operated in the best possible conditions and that you can profit from your vehicles for even longer. With MAN ServiceContracts or MAN Mobile24: your mobility is our concern. That is true of our additional services too. MAN services, for instance, have tailored solutions on hand to optimise operating your vehicles, increase profitability and increase efficiency.

MAN services. Your coach in the best hands.

MAN PROFIDRIVE®

The MAN ProfiDrive® driver training programmes and corporate coaching modules bring you up to speed, making day-to-day driving safe. The support and training programmes on offer give you additional opportunities to optimise your commercial environment.

MAN FINANCIAL SERVICES

MAN Financial Services* help you to stay financially mobile. Moreover, our coach rental service makes it possible to be more flexible in responding to shortages or increased demand.

MAN Card: Europe-wide non-cash payments

Financing: Acquisition of property through flexible financing solutions

Insurance: Insurance solutions for commercial vehicles

Leasing: Budget-friendly leasing models

Rental: Vehicle rental with a flexible contract term

MAN SERVICE

Higher quality, more time: new – two-year warranty on MAN service and parts.

MAN Genuine Parts: top quality, long service life and availability ensured

MAN Genuine Parts ecoline: save a lot and protect the environment in the process with reconditioned MAN Genuine Parts from MAN, the manufacturer or external service providers

MAN Genuine Oil: MAN Genuine Oils are proven to provide optimum protection against wear and thus contribute to reducing overall operating costs

MAN Mobile24: Europe-wide breakdown service for coaches

MAN ServiceContracts: service agreements covering service and inspection tasks on the maintenance schedule. Depending on the add-on option, different modules such as contract management, driveline guarantee and wear-and-tear repairs can be included.

MAN guarantee extensions: guarantee extension for driveline and complete vehicle

MAN TOPUSED

Top used vehicles: large selection of high-quality used vehicles of all coach types

Service promise: top quality, top advisory service, top selection, top financing, top service

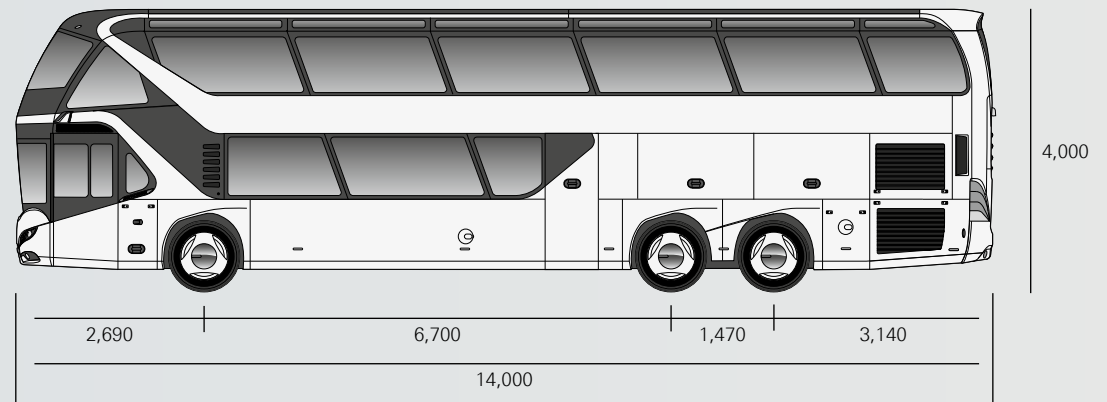
Top services: including used vehicle guarantee, financing

*The services offered as part of the joint business relationship "MAN Financial Services" (financing, leasing and insurance products) vary from country market to country market. They are provided or brokered by various subsidiaries of Volkswagen Financial Services AG.

Technical data

Skyliner

Length	14,000 mm
Width	2,550 mm
Height	4,000 mm
Turning circle	23,316 mm
Wheelbase	6,700 / 1,470 mm
Front overhang	2,690 mm
Rear overhang	3,140 mm
Standing height centre aisle	
Upper deck	1,680 mm
Lower deck	1,840 mm



ENGINE VARIANTS

MAN D2676 LOH

R6, upright

12,419 cm³

375 kW/510 hp at 1,800 rpm

2,600 Nm, at 930 – 1,350 rpm

TRANSMISSION

MAN „TipMatic“, automated

12-speed manual transmission
with „Easy-Start“

RUNNING GEAR

Braking system

EBS with inner ventilated brake discs,
ESP, MSC and Brake Assist System

Front axle

Multi-link axle with independent wheel
suspension and stabilizer

Rear axle

MAN hypoid axle with four location arms

Trailing axle

EHLA (electronic hydraulic steering axle)

GENERAL

Luggage compartment volume

up to 11 m³

Seating spaces

up to 83 +1+1

up to 91 (interurbain)


Barrier-free mobility

Up to 2 wheelchair spaces

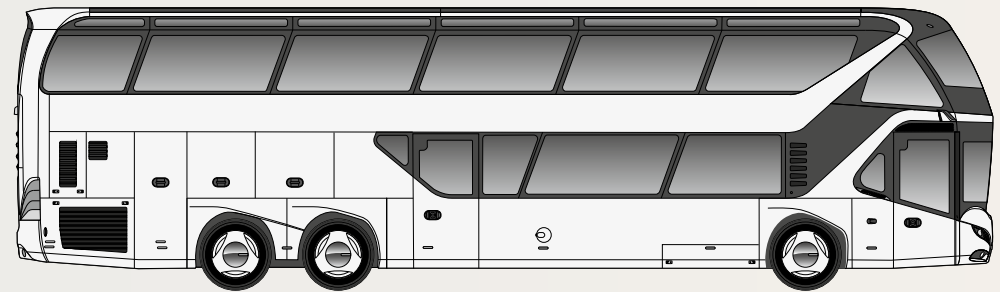

Wheelchair ramp

INDIVIDUAL

Specialist conversions possible



2,550



MAN TRUCK & BUS SE

A member of the MAN Group

Postfach 500620

D-80976 München

www.neoplan-bus.com

Sky_0719_en

Subject to technical amendments. Inaccuracies possible. The images may include items of special equipment that are not installed as standard.

NEOPLAN