

Masted forklifts
trucks

MH 20/25 - 4 T

Buggie

K SERIES

- Nominal capacity 2000 kg and 2500 kg
- Overall height: less than 2 metres
- Kubota motor engine 4 cylinders : 60 HP/44 kW (EURO III)
- Hydrostatic transmission

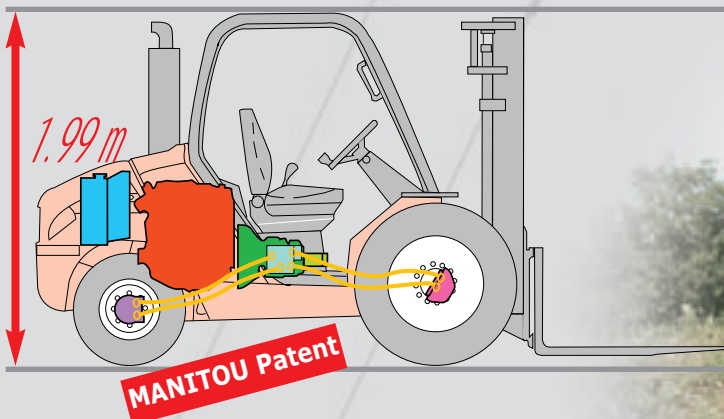


MH 20/MH 25 - 4 T Buggie,

With the experience of its exclusive innovative design for the MSI, its extremely stable and versatile semi-industrial truck, MANITOU is now offering the compact MH20/25 - 4 T Buggies **K SERIES** with 4 permanent drive wheels.

- **The compact design enables you to work in restricted spaces**

The MH's patented design has enabled an exceptionally compact truck to be designed (less than 2 metres high) with easy, no step, access to the cab. MH models are equipped with the Kubota V2403 Turbo - 4 cylinder - 60 hp/44 kW engine.



The 4 wheel-engines give the MH good driveability for applications on slopes or unconsolidated ground. **The MHs are real semi-rough-terrain compact trucks.**

- **The manoeuvrability of the MHs give extraordinarily flexible working**

The solid bloc steering axle with integral steering cylinder gives an exceptional steering lock for manoeuvring in cramped places.



Ideal for storage areas or narrow sites.



compact models with 4 wheel drive

• The ergonomically designed driver's compartment makes life easier for you

In the standard version, the tilting cab has a front windscreen and rear window. MHs can be fitted with an optional enclosed cab (overall cab height = 2.10 m).

The driver's compartment is accessible from either side without a step, to make getting in and out easier.

A cross-shaped lever operation controls most movements and a second lever controls hydraulic attachments such as the Sideshift carriage, clamp etc.

A practical dashboard brings together several controls including:

- ① - A differential lock to divide the flow between the front and rear wheels.



- ② - An electro-hydraulic control to lift the cab and give access to the mechanical parts for maintenance.



• The MH's stability brings you total safety

The rear tilt of the mast (12°) combined with the truck's very low centre of gravity gives good stability when loaded.

In addition, the MHs can be fitted with a bucket with good tearout force (2750 daN).









Mast MH 20/25 - 4 T Buggie - EN 1726 - 1 appendix H

Rought terrain application

| MASTS | | TYPE | LIFTING HEIGHT ON FORKS (mm) | OVERALL HEIGHT MAST LOWERED (mm) | FREE LIFT ON FORKS (mm) | OVERALL HEIGHT MAST EXTENDED (mm) | HEIGHT AT MAX. CAPACITY (mm) | | CAPACITY AT MAX. HEIGHT (kg) | | MAST TILTING ANGLE Front/Rear |
|--|---------------|--------------------------|------------------------------|----------------------------------|-------------------------|-----------------------------------|------------------------------|-----------------------------|------------------------------|-----------------------------|-------------------------------|
| | | | | | | | wide site shift carriage | without site shift carriage | wide site shift carriage | without site shift carriage | |
| DUPLEX TOTAL VISIBILITY | 2,70 m | MH 20 - 4T MH 25 - 4T | 2730 | 1995 | 130 | 3531 | 3000 3000 | 3000 3000 | 2000 2400 | 2000 2500 | 10/12° |
| | 3,00 m | MH 20 - 4T MH 25 - 4T | 3030 | 2145 | 130 | 3831 | 3000 3000 | 3000 3000 | 2000 2400 | 2000 2500 | 10/12° |
| | 3,30 m | MH 20 - 4T MH 25 - 4T | 3330 | 2295 | 130 | 4131 | 3300 3300 | 3300 3300 | 2000 2400 | 2000 2500 | 10/12° |
| | 3,50 m | MH 20 - 4T MH 25 - 4T | 3530 | 2395 | 130 | 4331 | 3300 3300 | 3300 3300 | 1800 1800 | 1800 1900 | 10/12° |
| | 3,70 m | MH 20 - 4T MH 25 - 4T | 3730 | 2555 | 130 | 4531 | 3300 3300 | 3300 3300 | 1600 1800 | 1600 1900 | 10/12° |
| | 4,00 m | MH 20 - 4T MH 25 - 4T | 4030 | 2745 | 130 | 4831 | 3300 3300 | 3300 3300 | 1500 1350 | 1500 1550 | 10/12° |
| | 4,50 m | MH 20 - 4T MH 25 - 4T | 4530 | 2995 | 130 | 5331 | 3300 3300 | 3300 3300 | 1100 1000 | 1100 1100 | 10/12° |
| TRIPLEX <small>Without Free lift</small> | 3,30 m | MH 20 - 4T MH 25 - 4T | 3340 | 1840 | - | 4070 | 3300 3300 | 3300 3300 | 2000 2400 | 2000 2500 | 10/12° |
| TRIPLEX FREE LIFT | 3,70 m | MH 20 - 4T MH 25 - 4T | 3740 | 1945 | 1216 | 4469 | 3300 3300 | 3300 3300 | 1600 1800 | 1600 1900 | 10/12° |
| | 4,00 m | MH 20 - 4T MH 25 - 4T | 4040 | 2045 | 1316 | 4769 | 3300 3300 | 3300 3300 | 1500 1350 | 1500 1550 | 10/12° |
| | 4,30 m | MH 20 - 4T MH 25 - 4T | 4340 | 2145 | 1416 | 5069 | 3300 3300 | 3300 3300 | 1200 1100 | 1200 1250 | 10/12° |
| | 4,70 m | MH 20 - 4T MH 25 - 4T | 4740 | 2295 | 1566 | 5469 | 3300 3300 | 3300 3300 | 1000 900 | 1000 1000 | 10/12° |
| DUPLEX FREE LIFTING | 3,00 m | MH 20 - 4T MH 25 - 4T | 3040 | 2145 | 1388 | 3797 | 3000 3000 | 3000 3000 | 2000 2400 | 2000 2500 | 10/12° |
| | 3,30 m | MH 20 - 4T MH 25 - 4T | 3340 | 2295 | 1538 | 4097 | 3300 3300 | 3300 3300 | 2000 2400 | 2000 2500 | 10/12° |
| | 3,50 m | MH 20 - 4T MH 25 - 4T | 3540 | 2395 | 1638 | 4297 | 3300 3300 | 3300 3300 | 1800 1800 | 1800 1900 | 10/12° |
| | 3,70 m | MH 20 - 4T MH 25 - 4T | 3740 | 2555 | 1798 | 4497 | 3300 3300 | 3300 3300 | 1600 1800 | 1600 1900 | 10/12° |
| | 4,00 m | MH 20 - 4T MH 25 - 4T | 4040 | 2745 | 1988 | 4797 | 3300 3300 | 3300 3300 | 1500 1350 | 1500 1550 | 10/12° |
| | 4,50 m | MH 20 - 4T MH 25 - 4T | 4540 | 2995 | 2238 | 5297 | 3300 3300 | 3300 3300 | 1100 1000 | 1100 1100 | 10/12° |

* Does not include the cab

Tyres MH 20/25 - 4 T Buggie

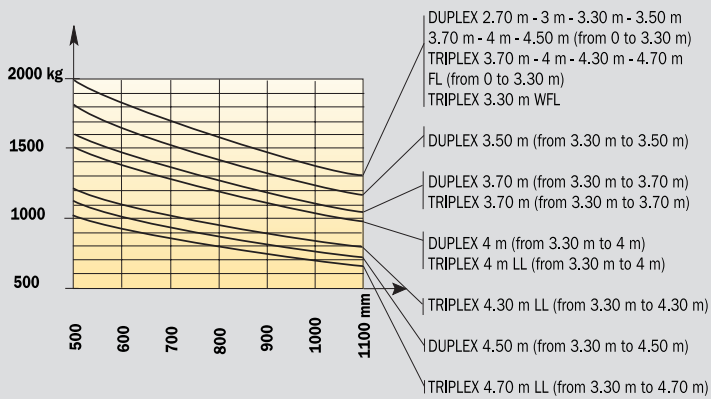
| | Range | | Type | Tyre width (mm) | Overall width (mm) | Profile |
|-----------------|-------------------|-------|-----------------------------|-----------------|--------------------|--|
| Standard | Agricultural | Front | 280/80 R20 XMCL | 290 | 1450 |  |
| | Mixed | Rear | 27.10 - 12 14PR IC 30 | 275 | 1439 |  |
| Option | Mixed | Front | 10.5 R 20 MPT 80 14PR 134 G | 266 | 1440 |  |
| | Mixed large | Front | 10.5 R 20 MPT 80 14PR 134 G | 266 | 1522 |  |
| | | Front | 15.5/55 R 18 SP PG7 14 PR | 374 | 1540 |  |
| | Mixed extra large | Front | 15.5/55 R 18 SP PG7 14 PR | 374 | 1650 |  |



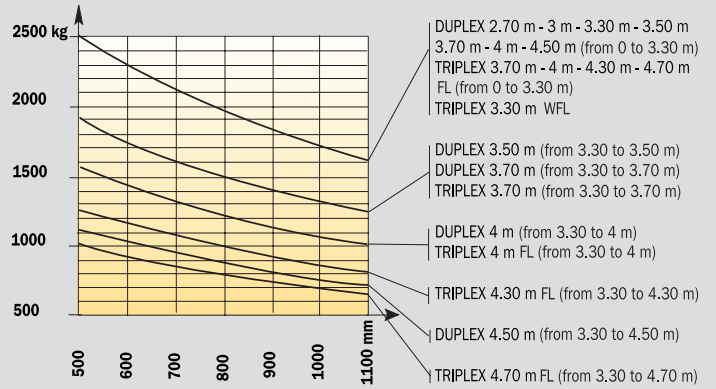
Load charts MH 20/25 - 4 T Buggie

To standard EN 1726 - 1 appendix H (standard for rough terrain trucks)

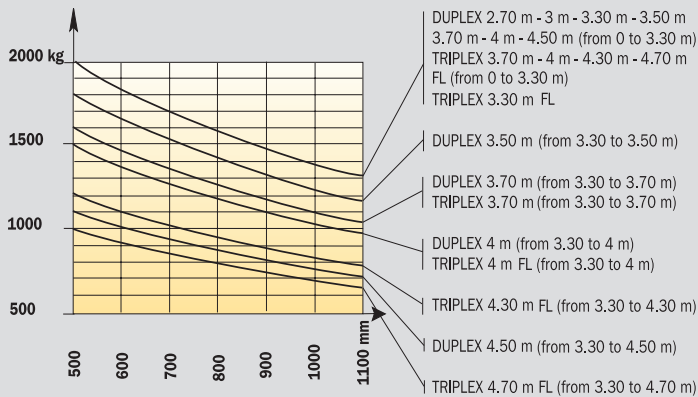
MH 20 - 4 T Buggie (without Side shift carriage)



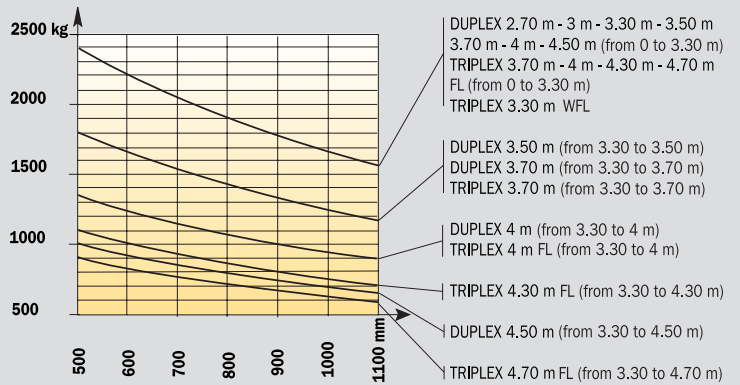
MH 25 - 4 T Buggie (without Side shift carriage)



MH 20 - 4 T Buggie (with Side shift carriage)

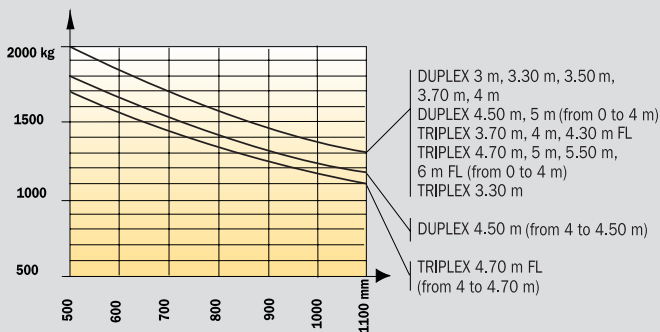


MH 25 - 4 T Buggie (with Side shift carriage)

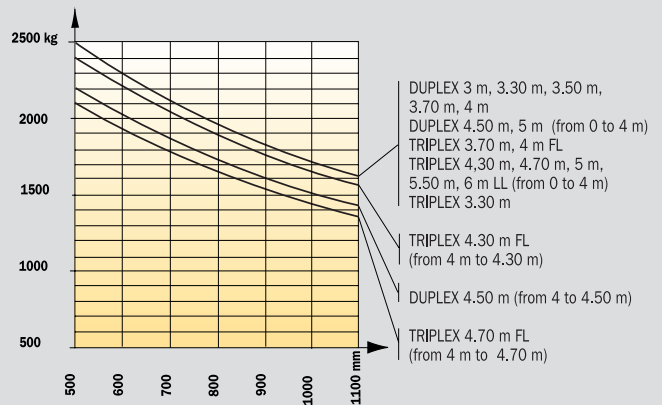


To standard EN 1726 - 1 ISO 1074 (standard for industrial trucks)

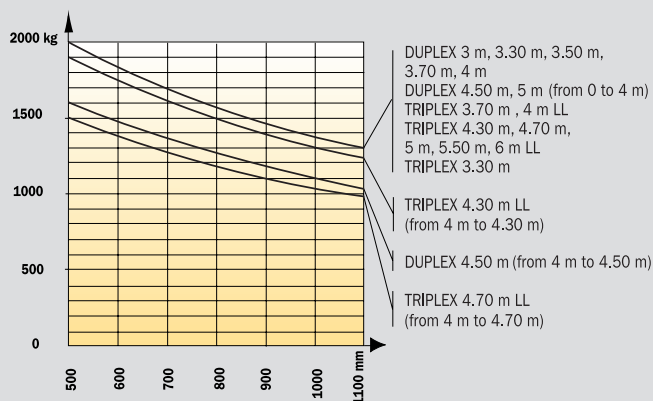
MH 20 - 4T Buggie (without Side shift carriage)



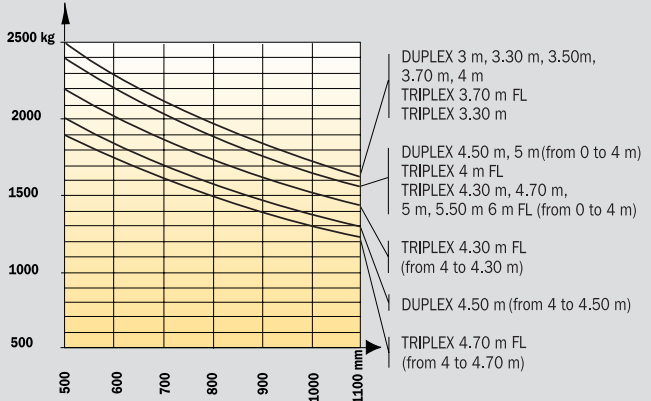
MH 25 - 4T Buggie (without Side shift carriage)



MH 20 - 4T Buggie (with Side shift carriage)



MH 25 - 4T Buggie (with Side shift carriage)



Equipments

STANDARD EQUIPMENT

- Carriage 1260 mm (FEM IIA or III A)
- Driver protection:
 - Tinted windscreen and rear window
 - Front and rear wipers
 - Front windscreen washer
 - Skai seat
 - Safety belt
- Command post switched by electrohydraulic control
- Battery cut-off switch
- Hydraulic inching cut-out
- Driver presence detection

OTHER OPTIONAL EQUIPMENT

Mast and accessories:

- Wide choice of forks
- Different carriage sizes
- Load back rests
- Hydraulic outlets for accessories
- Quick-release couplings
- Side-shift carriages
- Tilttable carriages with mechanical or hydraulic lock
- Agricultural buckets
- Rehandling or earth moving buckets

Cab and driver comfort:

- Driver protection without windscreen
- Complete cab with side doors:
 - Tinted windscreen and rear window
 - Front and rear wipers
 - Front windscreen washer
 - Fabric seat
 - Safety belt
 - Internal rear-view mirror
 - Heating
- More comfortable seats (fabric or pneumatic)
- Sliding bay on right-hand door
- Document holder
- Car radio or support
- Reversed controls

Safety:

- Rotating lamp
- Road lighting adjustment
- Internal and external rear-view mirror adjustment
- Working lights (front or rear)
- Reversing light
- Back-up alarm buzzer
- Balancing valve on tilt cylinders
- Load shock absorber

- Foam inflation
- Emergency circuit-breaker
- Gasoil anti-theft cap
- Anti-puncture liquid

Difficult environment and medium:

- Wide choice of tyres (industrial, multipurpose, all terrain, solid flexible...)
- Cyclonic or self-cleaning prefilter
- Prefilter heightener

Cold countries:

- Gasoil heater
- Extra heating

Special offers (some examples):

- Specific accessories
- Anti-theft systems
- Speed limiter
- Catalytic exhaust
- Spark-guard

...



MH 20 - 4 T Buggie K Series MH 25 - 4 T Buggie K Series



Load capacity

at 500 mm load centre

MH 20 - 4 T Buggie2000 kg
MH 25 - 4 T Buggie2500 kg



Standard lifting height3.30 m



Tyres

Front.....280/80 R20 XMCL
Rear.....27.10 - 12 IC 30 14 PR



Forks (mm)

Length.....1100
Width x thickness.....100 x 40
Maximum space between forks1260



Hydraulic brakes



Kubota Turbo engine (EURO III)

Type.....V2403-M-T- E3B
(Interim Tier 4/Stage III A)
Capacity.....4 cyl. 2434 cm³
Power (ISO TR 14396)60 HP/44 kW
Maximum torque :165 Nm at 1600 tr/mn
Direct injection
Water cooling



TransmissionHYDROSTATIC REXROTH

Wheel drive4
Electro-magnetic reversing shift
Front hydraulic wheelsRexroth
Rear hydraulic wheelsPoclairn
Speeds forward/reverse1/1
Maximum travel speed.....14 km/h
Differential lock :
Hydraulic flow division on the 4 wheels
Travelling up a slope when unloaded:
MH 20.....52%
MH 25.....48%
Travelling up a slope when loaded:
MH 20.....57%
MH 25.....50%



Hydraulic system

Main pump (gear typ) :
Steering pump125 bars/77 l/mn



Capacities

Cooling system.....10 l.
Engine oil9.5 l.
Hydrostatic transmission circuit95 l.
Fuel tank73.5 l.



Weight (with forks) :


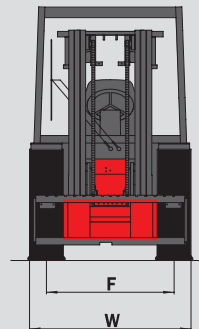
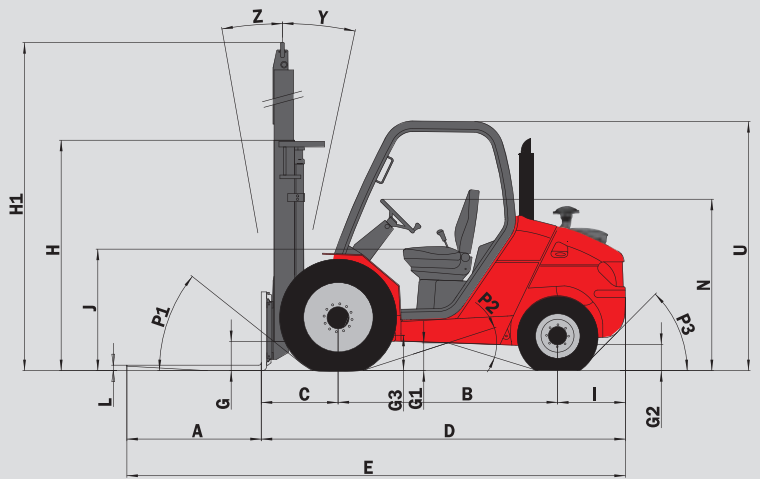
MH 20 - 4 T4050 kg
MH 25 - 4 T4350 kg

Overall width1.45 m

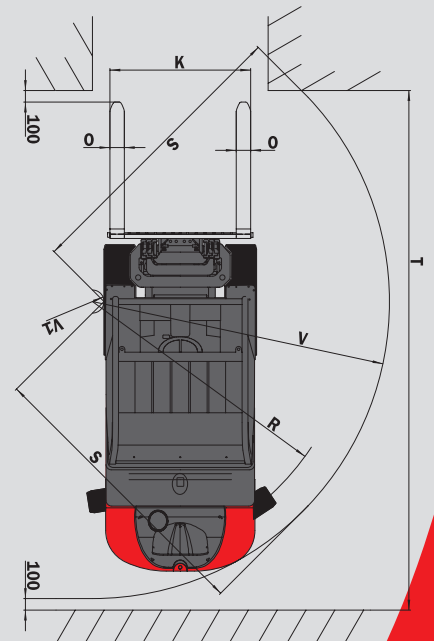
Overall height (mast lowered)1.99 m

Overall length4.04 m

Ground clearance260 mm



| | MH 20-4T | MH 25-4 T |
|-----|----------|-----------|
| A | 1100 | 1100 |
| B | 1800 | 1800 |
| C | 625 | 625 |
| D | 2945 | 2945 |
| E | 4045 | 4045 |
| F | 1160 | 1160 |
| F1 | 1164 | 1164 |
| G | 265 | 265 |
| G* | 235 | 235 |
| G1 | 260 | 260 |
| G1* | 260 | 260 |
| G2 | 215 | 215 |
| G2* | 230 | 230 |
| G3 | 270 | 270 |
| H | 1835 | 1835 |
| H* | 1945 | 1945 |
| H1 | 4070 | 4070 |
| H1* | 4469 | 4469 |
| I | 520 | 520 |
| J | 1025 | 1025 |
| K | 1260 | 1260 |
| L | 40 | 40 |
| N | 1450 | 1450 |
| O | 100 | 100 |
| P1 | 49.5° | 49.5° |
| P2 | 40.5° | 40.5° |
| P3 | 44° | 44° |
| R | 3045 | 3045 |
| S | 2500 | 2500 |
| T | 5090 | 5090 |
| U | 1990 | 1990 |
| V | 3265 | 3265 |
| V1 | 1080 | 1080 |
| W | 1450 | 1450 |
| Y | 12° | 12° |
| Z | 10° | 10° |



This publication in no way constitutes an offer and the company reserves the right to alter specification without prior notice.
The MANITOU models presented in this brochure can be supplied complete with optional equipment attachments.

in mm
G* - G1* - G2* : en charge
H - H1 - R : standard
H* - H1* : option



MANITOU BF SA

B.P. 249 - 44158 Ancenis Cedex - France
Tel. : 33 2 40 09 10 11 / Export Department Fax : 33 2 40 09 10 97
www.manitou.com
700122EN-C - 08/08

